

JANUARY 2014

STATISTICAL PUBLICATIONS :

- Les Chiffres Clés de l'Éducation nationale
  - Statistiques et Indicateurs
- Enseignement secondaire général
  - Statistiques globales et analyse des résultats scolaires
- Enseignement secondaire technique
  - Statistiques globales et analyse des résultats scolaires
- Enseignement fondamental: cycles 1 à 4, Éducation différenciée
  - Statistiques globales et analyse des résultats scolaires
- Diplômes et Certifications
  - Statistiques - Comparaisons - Analyses
- Coûts et financements du système scolaire luxembourgeois
- Le décrochage scolaire au Luxembourg
- Taux de réussite scolaire

CONTACT :

Ministère de l'Éducation nationale,  
de l'Enfance et de la Jeunesse  
Service des Statistiques et Analyses  
Address : 29, rue Aldringen L-2926 Luxembourg  
Phone : (+352) 247 85960  
Fax : (+352) 26 86 42 25  
Internet : [www.men.public.lu/publications](http://www.men.public.lu/publications)  
Email : [statistiques@men.lu](mailto:statistiques@men.lu)



Graduation rates

The graduation rate measures the number of pupils having obtained a diploma compared with the initial number of pupils.

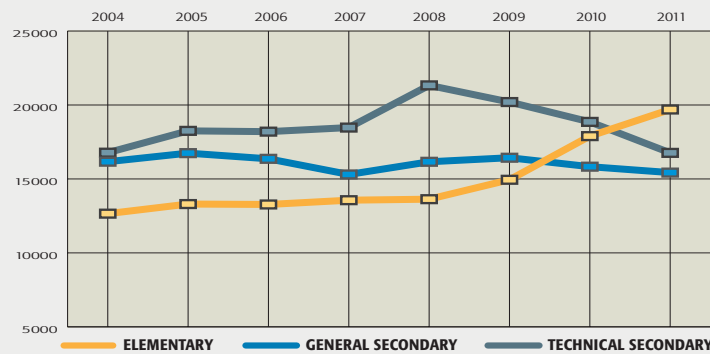
School Year	2008/09	2009/10	2010/11	2011/12*	2012/13
<b>Certification %</b>	<b>82,2%</b>	<b>80,4%</b>	<b>85,6%</b>	<b>89,0%</b>	<b>87,1%</b>

\* The restructuring of studies for health professions, where exceptionally two classes (13th and 14th) took their final exam, leads in 2011/12 to an increase of 2,1%.

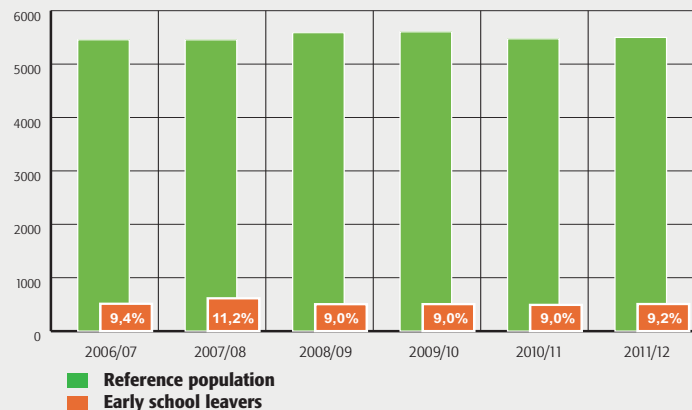
Expenditure per pupil in public schools - budget year 2011

Expenditure per pupil	Elementary education	General secondary education	Technical secondary education
■ Cost of teachers	11.974 €	9.484 €	11.231 €
■ Cost of other staff	614 €	1.793 €	1.828 €
■ Other expenses	3.771 €	2.218 €	2.503 €
■ Capital expenditure	3.336 €	1.934 €	1.201 €
<b>Yearly average expenditure per pupil</b>	<b>19.695 €</b>	<b>15.429 €</b>	<b>16.763 €</b>

Trends in the expenditure per pupil in public schools

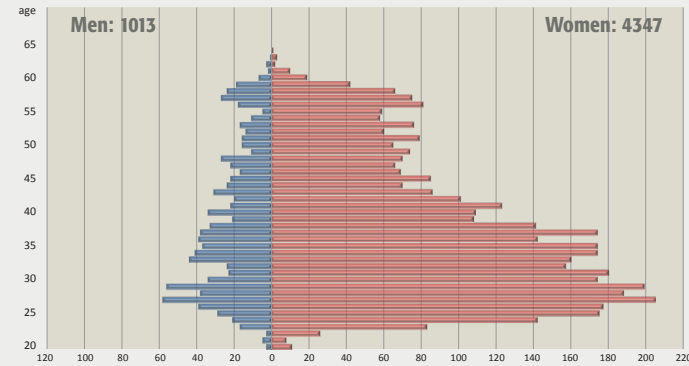


Percentage of early school leavers

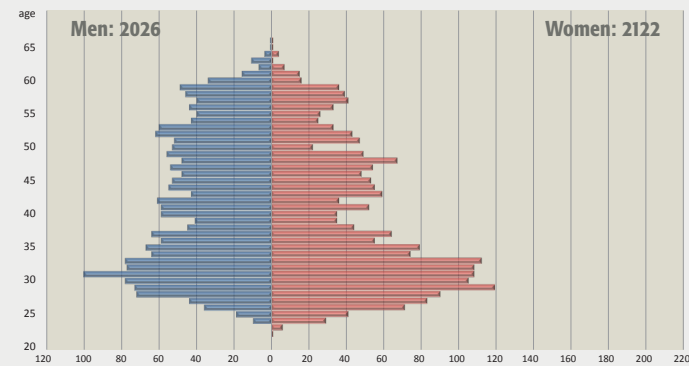


School teachers in public schools - school year 2012/13

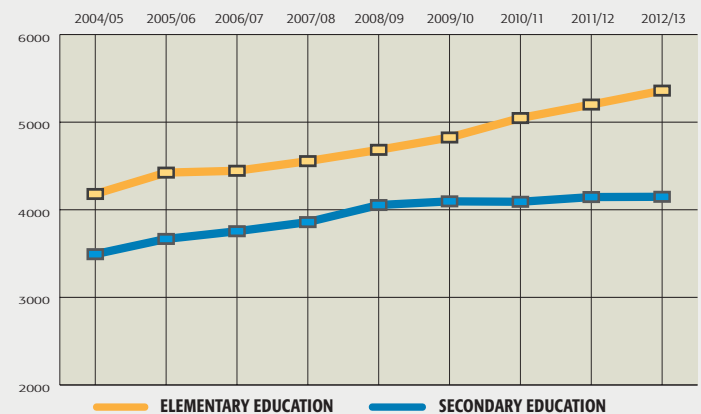
ELEMENTARY EDUCATION



SECONDARY EDUCATION



Trends in the number of teachers in public schools

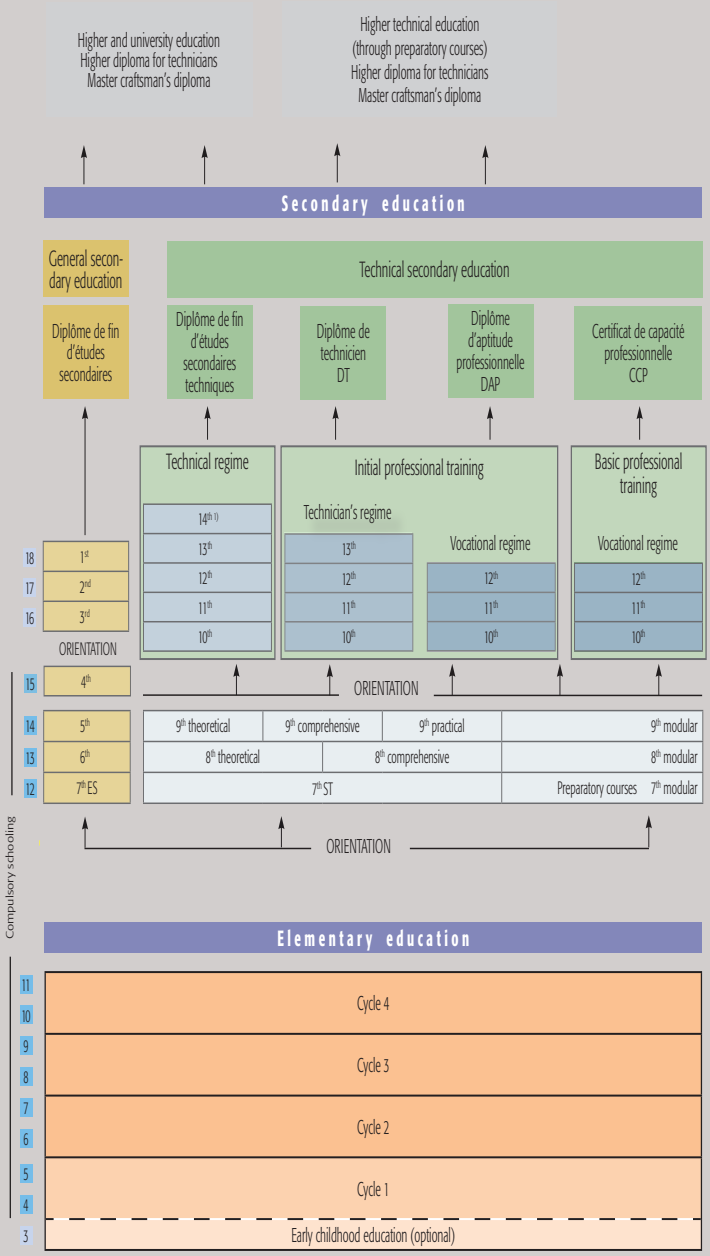


KEY FIGURES OF  
THE LUXEMBOURGISH  
EDUCATION SYSTEM

SCHOOL YEAR 2012-2013



# School system 2012/13



# KEY FIGURES OF LUXEMBOURGISH EDUCATION

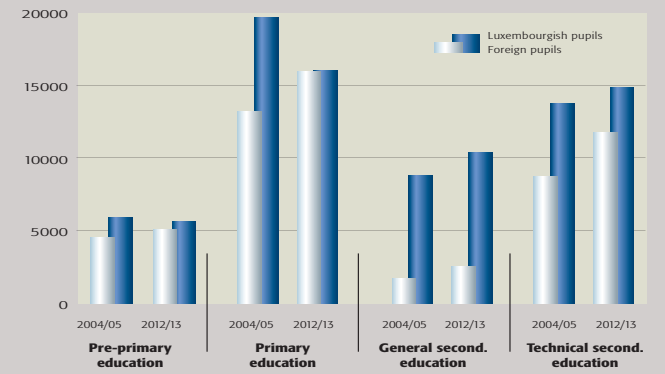
TRENDS IN THE NUMBER OF PUPILS IN PUBLIC AND PRIVATE SCHOOLS FOLLOWING THE NATIONAL CURRICULUM

		2004/05	2005/06	2006/07	2007/08	2008/09	2009/10	2010/11	2011/12	2012/13
<b>Elementary education</b>	<b>Cycle 1</b>	<b>3410</b>	<b>3492</b>	<b>3671</b>	<b>3865</b>	<b>4036</b>	<b>4105</b>	<b>3961</b>	<b>4258</b>	<b>4141</b>
	<b>Pre-primary education</b>	<b>10441</b>	<b>10411</b>	<b>10001</b>	<b>9824</b>	<b>9966</b>	<b>10026</b>	<b>10195</b>	<b>10434</b>	<b>10740</b>
	of which girls	48,2%	48,4%	48,8%	47,8%	47,7%	47,8%	48,4%	49,1%	48,9%
	of which foreigners	43,5%	43,8%	44,9%	46,2%	49,1%	50,0%	48,3%	47,5%	47,4%
	<b>Cycle 2 - 4</b>	<b>32840</b>	<b>33138</b>	<b>33136</b>	<b>33020</b>	<b>32496</b>	<b>32312</b>	<b>32096</b>	<b>32269</b>	<b>31975</b>
	of which girls	49,1%	49,0%	48,8%	49,1%	49,1%	48,8%	48,8%	48,4%	48,6%
of which foreigners	40,2%	40,9%	41,6%	42,7%	44,4%	46,1%	47,6%	49,4%	50,0%	
<b>Total elementary education</b>	<b>46691</b>	<b>47041</b>	<b>46808</b>	<b>46709</b>	<b>46498</b>	<b>46443</b>	<b>46252</b>	<b>46961</b>	<b>46856</b>	
<b>Total Special needs education</b>	<b>706</b>	<b>681</b>	<b>707</b>	<b>671</b>	<b>663</b>	<b>628</b>	<b>690</b>	<b>779</b>	<b>848</b>	
<b>Total General secondary education</b>	<b>10571</b>	<b>11114</b>	<b>11693</b>	<b>12122</b>	<b>12469</b>	<b>12757</b>	<b>12825</b>	<b>12975</b>	<b>12958</b>	
of which girls	56,4%	55,7%	55,3%	54,7%	54,7%	54,2%	54,3%	54,1%	53,9%	
of which foreigners	16,9%	17,1%	17,8%	18,6%	19,2%	18,6%	18,7%	19,1%	20,0%	
<b>Lower level of technical sec. education</b>	<b>11125</b>	<b>11206</b>	<b>11434</b>	<b>11762</b>	<b>12081</b>	<b>12421</b>	<b>12746</b>	<b>12915</b>	<b>13152</b>	
of which girls	46,7%	46,6%	46,7%	46,6%	46,6%	47,2%	47,1%	47,5%	46,9%	
of which foreigners	42,3%	44,4%	46,4%	48,6%	49,6%	49,5%	49,4%	50,2%	51,5%	
<b>Technical regime</b>	<b>4265</b>	<b>4309</b>	<b>4626</b>	<b>4739</b>	<b>4840</b>	<b>5220</b>	<b>5405</b>	<b>5677</b>	<b>5897</b>	
of which girls	60,7%	60,5%	59,8%	59,6%	59,0%	58,6%	57,8%	57,5%	57,2%	
of which foreigners	29,5%	30,2%	30,8%	31,8%	30,8%	28,9%	29,0%	30,1%	31,1%	
<b>Technician's regime</b>	<b>2953</b>	<b>3072</b>	<b>3092</b>	<b>3162</b>	<b>3182</b>	<b>3198</b>	<b>3315</b>	<b>3378</b>	<b>3494</b>	
of which girls	41,8%	41,5%	42,0%	42,6%	43,5%	44,2%	45,0%	44,7%	44,7%	
of which foreigners	34,8%	34,5%	36,4%	37,5%	38,5%	37,9%	38,3%	39,2%	41,0%	
<b>Vocational regime</b>	<b>4117</b>	<b>4172</b>	<b>4125</b>	<b>4142</b>	<b>4220</b>	<b>4345</b>	<b>4413</b>	<b>4360</b>	<b>4084</b>	
of which girls	41,0%	40,0%	38,7%	38,0%	37,0%	36,7%	37,3%	38,1%	37,4%	
of which foreigners	42,0%	41,3%	40,8%	40,9%	41,6%	42,2%	43,3%	42,9%	42,3%	
<b>Total Technical secondary education</b>	<b>22460</b>	<b>22759</b>	<b>23277</b>	<b>23805</b>	<b>24323</b>	<b>25184</b>	<b>25879</b>	<b>26330</b>	<b>26627</b>	
of which girls	47,6%	47,3%	47,2%	47,2%	47,0%	47,4%	47,4%	47,7%	47,4%	
of which foreigners	38,9%	39,8%	41,0%	42,5%	43,0%	42,5%	42,7%	43,2%	44,2%	
<b>Total Secondary education</b>	<b>33031</b>	<b>33873</b>	<b>34970</b>	<b>35927</b>	<b>36792</b>	<b>37941</b>	<b>38704</b>	<b>39305</b>	<b>39585</b>	
<b>Total number of students</b>	<b>80428</b>	<b>81595</b>	<b>82485</b>	<b>83307</b>	<b>83953</b>	<b>85012</b>	<b>85646</b>	<b>87045</b>	<b>87289</b>	

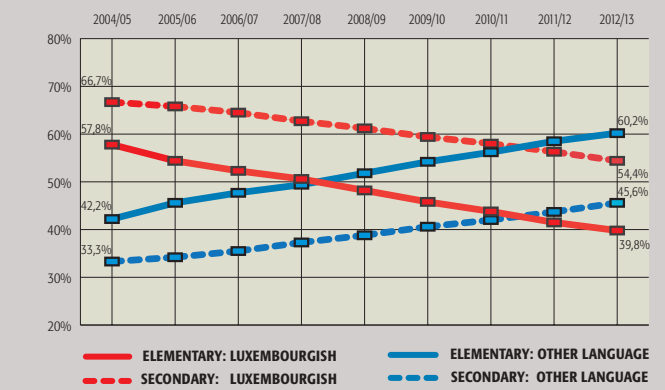
TRENDS IN THE NUMBER OF PUPILS IN THE CROSS-BORDER SCHOOL AND OTHER PRIVATE AND INTERNATIONAL SCHOOLS

	2004/05	2005/06	2006/07	2007/08	2008/09	2009/10	2010/11	2011/12	2012/13
<b>Total</b>	<b>6040</b>	<b>6420</b>	<b>6748</b>	<b>7145</b>	<b>7524</b>	<b>8359</b>	<b>8845</b>	<b>9442</b>	<b>10074</b>
of which girls	48,5%	48,6%	48,5%	47,8%	47,7%	47,9%	48,3%	48,6%	48,5%
of which foreigners	90,1%	90,3%	90,8%	91,1%	91,5%	90,1%	89,8%	89,4%	89,4%

## Distribution of Luxembourgish and foreign pupils

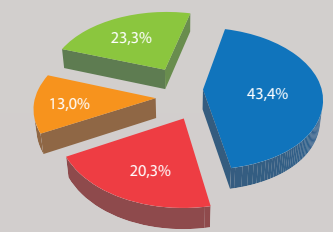


## Mother tongue



## Diplomas and certifications issued in 2012/13

	public and private schools (nat. curric.)	other private and international schools	TOTAL
diplôme de fin d'études secondaires (general school leaving diploma)	1486	516	<b>2002</b>
diplôme de fin d'études secondaires techniques (technical school leaving diploma)	934	---	<b>934</b>
diplôme de technicien (technician's diploma)	576	22	<b>598</b>
certificats professionnels (vocational training certificates)	1061	11	<b>1072</b>



<sup>1)</sup> 14<sup>e</sup> for qualifications for careers in social services